

3-phase 220V/380V

Mini C&I ESS

25kVA/40kVA/50kVA/60kVA/80kVA
Hybrid inverter expansion
to 2150 kwh all-in-one battery



5 Level

Extreme
safety protection

≥ 8500

Cycles

10 Years

warranty

70%

EOL

Solution for Fast Install

Fully integrated, pre-configured package system reduces on-site installation time; includes inverter(s), battery trays, cabinet, BMS, Microgrid Controller, HVAC, fire suppression, islanding switch, and outdoor rated enclosure.

Safe Technology & Multi-level Protection

Tier 1 LiFePO4 Phosphate chemistry for the highest level of safety, thermal stability, and reliability; An integrated, multi-level Battery Management System(BMS) monitors, optimizes, and balances the system.

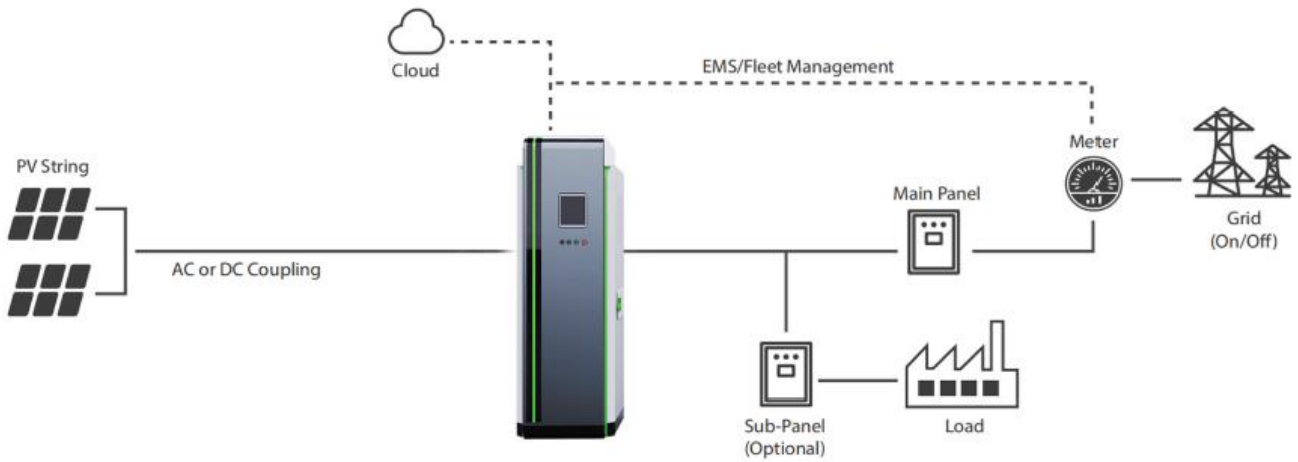
Easy & Flexible to Scale

The modular design allows for easy capacity expansion. The cabinet design allows for installation in various settings. A single system can be expanded up to 2150 kWh.

Powerful Performance


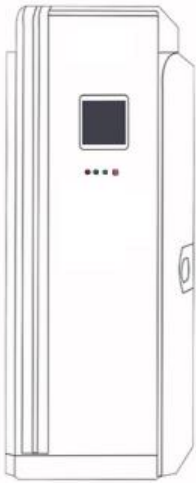
Supports a rated DC Maximum power of 800 kW. It can handle charge/discharge currents of 200A(recommended), 200A (nominal), and up to 250A peak discharge for 2 minutes at 25° C.

Typical Application Scenarios



Product Expansion

System Expansion
MAX: 480kW/1290kWh



System Expansion
MAX: 800kW/2510kWh



The AC side of the inverter can be parallel with ten machines

1

n

9

10

Hybrid All-In-One Energy Storage System

Model	ESS-HV30K115kWh	ESS-HV40K128kWh	ESS-HV50K143kWh	ESS-HV60K157kWh	ESS-HV80K215kWh
System Specification					
Nominal Output Power/UPS Power (W)	30000	40000	50000	60000	80000
AC Output Frequency and Voltage	50/60Hz; 3L/N/PE 220/380, 230/400Vac				
Grid Type	Three phase				
Energy Configuration (kWh)	115.00	128.97	143.30	157.63	215.00
Dimension (W x D x H,mm)	964*855*2366		1500*850*1800	1500*850*2100	
Weight Appr. (kg) (contain inverter)	1040	1160	1280	1500	1930
Rated AC Input/Output Current (A)	45.5/43.5	60.7/58.0	75.8/72.5	91/87	121.3/115.9
Battery Operating Voltage (V)	409	460	512	563	716
Battery Chemistry	LiFePO4				
IP Rating of Enclosure	IP21-IP65				
Rated AC Input/Output Active Power (W)	30000	40000	50000	60000	80000
Max. AC Input/Output Apparent Power (VA)	33000	44000	55000	66000	88000
Warranty	10 years				
Inverter Technical Specification					
Max. PV Access Power (W)	50000	80000	100000	120000	160000
Max Operating PV Input Current (A)	36+36+36	36+36+36+36		36+36+36+36+36+36	
Rated PV Input Voltage (Vdc)	600			650	
Start Up DC Voltage (Vdc)	180				
MPPT Voltage Range (Vdc)	150-850				
Max Input Short-Circuit Current (A)	55+55+55	55+55+55+55		54+54+54+54+54+54	
No.of MPP Trackers/No.of String Per MPP Tracker	3/2+2+2	4/2+2+2+2		6/2+2+2+2+2+2	
Peak Power (off-grid) (W)	1.5 time of rated power, 10s				
Power Factor Adjustment Range	0.8 leading to 0.8 lagging				
Total Current Harmonic Distortion THDi	<3% (of nominal power)				
DC injection current (mA)	<0.5In				
Display	LCD				
Operating Temperature Range (°C)	-40~60(>45°C derating)				
Relative Humidity	15% ~ 85% (No Condensing)				
Max. Continuous AC Passthrough (grid to load) (A)	200				
Inverter Communication	CAN, RS485, WIFI, ETH				
Safety EMC / Standard	IEC/EN 62109-1, IEC/EN 62109-2, IEC/EN, 61000-6-1, IEC/EN 61000-6-2, IEC/EN61000-6-3, IEC/EN 61000-6-4				
Grid Regulation	VDE4105, IEC61727/62116, VDE0126, AS4777.2, CEI 0 21, EN50549-1, G98, G99, C10-11, UNE217002, NBR16149/NBR16150				
Max. Efficiency	97.6%				
Max. charging/discharging efficiency	91%				
Max Parallel connection sets	10				
Battery Technical Specification					
Battery Module Nominal Voltage (V)	409	460	512	563	716
Battery Capacity (Ah)	280				
Battery Energy (kWh)	115.00	128.97	143.30	157.63	215.00
BMS Communication	Self-adaption to BMS				
BMS parallel support connection	Modular design, scalable up to 32 units				
Max Charge & Discharge Current (A)	200				
Operating Temperature Range	Charge: 0 ~ 55°C / Discharge: -30°C ~ 55°C				
Cycle Life	≥ 8000(@25°C ± 2°C, 0.5C/0.5C, 70%EOL)				
Short Circuit Protection	YES				
Over Current Protection	YES				
Over Charge Protection	YES				
Over Temperature Protection	YES				
Cell Over Voltage Protection	YES				
Cell Over Under Protection	YES				
Cell Discharge Protection	YES				



Supporting the establishment, data acquisition, data monitoring, one-stop operation maintenance and after-sales service of all new energy power stations.

Through the Deye smart cloud big data platform, all types of power stations with transparent management which improves the value of power stations comprehensively.

Seamlessly integrated with Deye devices for a smarter, more efficient energy experience.

- ▶ User-friendly interface demystifies complex settings.
- ▶ Clear menu hierarchy, key information at your finger tips.

JA POWER ENERGY
 Much More Than Grade A

Company address: Room 309, Floor 3, Building 1,
 Zhenxing Building, No. 159, Meihua Road,
 Meifeng Community, Meilin Street,
 Futian District, Shenzhen City

Alibaba address: <https://gdjiaao.en.alibaba.com/>
 Website address: <https://www.japowerenergy.com/>

