

# CHASER-M12/120P

## 395-415W

### MONO 9BB ONE THIRD-CUT MODULE

# HC-Chaser

## SKA508M(HV)C

# 1.6°C

It's temperature is 1.6°C lower than that of the conventional module

# 4%

4% more energy generation



#### One third-Cut technique leads to increased power output

When the cells are cut into thirds, the current becomes one third of what it was, which enables less internal loss. Series-parallel wiring improves power performance. The working temperature of module and junction box are lower than that of conventional types, which effectively reduces the hot spot risk .



#### Series-parallel wiring mode results in reduced shading loss

Series-parallel wiring will not only reduce power loss from shade but also improves the effective use of supports and space.



#### Excellent temperature performance

The temperature of HC module is 1.6 °C lower than that of the conventional module under the same working condition, which results less power loss.



#### Reduced encapsulation loss due to reduced current

HC module is of lower current and lower CTM loss at around 0.2%, while the CTM loss of conventional module is 1%.



#### 1500V high system voltage design

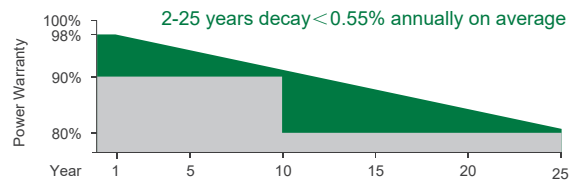
## LINEAR PERFORMANCE WARRANTY

12 years

Product warranty on materials and workmanship

25 years

Linear power output warranty



## CERTIFICATES

ISO 9001: 2015  
Quality Management System

IEC 61215 / IEC 61730

ISO 14001: 2015  
Environmental Management System

OHSAS 18001: 2007  
Occupational Health & Safety Management System

\*Certification requirements vary in different markets, please consult with Akcome Optronics sales team for appropriate certification.



All black /  
Black frame module

Appealing Exterior



### ELECTRICAL PARAMETERS @ STC

Max. Power Output Pmax (W)	395	400	405	410	415
Power Tolerance	0~+3%	0~+3%	0~+3%	0~+3%	0~+3%
Max. Power Voltage Vmp (V)	34.00	34.20	34.40	34.60	34.80
Max. Power Current Imp (A)	11.62	11.70	11.77	11.85	11.93
Open Circuit Voltage Voc (V)	41.00	41.20	41.40	41.60	41.80
Short Circuit Current Isc (A)	12.21	12.28	12.34	12.41	12.48
Module Efficiency (%)	20.55	20.81	21.06	21.33	21.60

\*STC (Standard Test Condition): Irradiance 1000W/m<sup>2</sup> , Cell Temperature 25°C, Air Mass 1.5  
 \*Measurement Tolerance (±3.0%)

### ELECTRICAL PARAMETERS @ NOCT

Max. Power Output Pmax (W)	294	298	302	306	309
Max. Power Voltage Vmp (V)	31.60	31.81	31.98	32.31	32.55
Max. Power Current Imp (A)	9.31	9.37	9.43	9.47	9.49
Open Circuit Voltage Voc (V)	38.21	38.39	38.58	38.89	39.05
Short Circuit Current Isc (A)	9.86	9.92	9.97	10.01	10.06

\*NOCT(Nominal Operating Cell Temperature): Irradiance 800W/m<sup>2</sup> , Ambient Temperature 20 °C , Wind Speed 1m/s

### TEMPERATURE COEFFICIENTS

Temperature Coefficients of Pmp	-0.34%/ °C
Temperature Coefficients of Voc	-0.25%/ °C
Temperature Coefficients of Isc	+0.040%/ °C

### MECHANICAL PARAMETERS

Cell Type	Mono 210x70mm
Number of Cells	120pcs(5x24)
Dimensions ( L*W*H )	1754x1096x30mm
Weight	21.2kg
Frame	Anodised Aluminum
Junction Box	IP68, 3 bypass diodes
Cable, Length	4.0mm <sup>2</sup> , 300mm

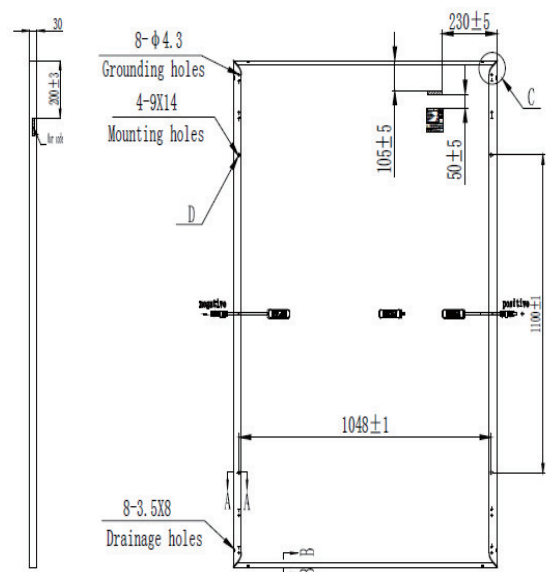
### OPERATING CONDITION

Maximum System Voltage(V)	1000(DC)	1500(DC)
Operating Temperature(C)	-40~+85	
Max. Wind Load / Snow Load(pa)	2400/5400(Clamps)	4000/6000(Bolts)
Max. Over Current(A)	20	
Fire Rating	Class C	
NOCT(C)	45±2	

### PACKAGE INFORMATION

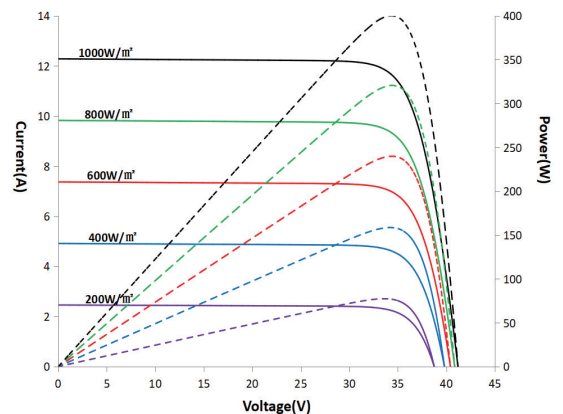
Container 40'HQ	936pcs
Quantity / Pallet	CTNR: 36pcs

### ASSEMBLY DRAWING (Unit:mm)



### I-V CURVES

Test temperature 25°C



Irradiance: AM1.5, 1000W/m<sup>2</sup>

